

# NEW YORK & CANADA

## An integrated economy



### Canadian hydroelectricity comes to New York City

The **Champlain Hudson Power Express (CHPE)** transmission line is a historic partnership between **Hydro-Québec, TDI**, the Mohawk Community of Kahnawà:ke, and the State of New York linking Québec to New York City. The line will bring clean, renewable, Canadian hydroelectricity to power over one million homes in New York City.

This \$6 billion project will be one of the largest energy infrastructure investments in New York State history and create opportunities for more than 1,400 Americans during construction, with a commitment to union labor. From the beginning of construction through the first 25 years of operation, CHPE will deliver \$49.5 billion in economic benefits to New York State and play a key role in the state's energy transition by lowering greenhouse gas emissions and improving local air quality.

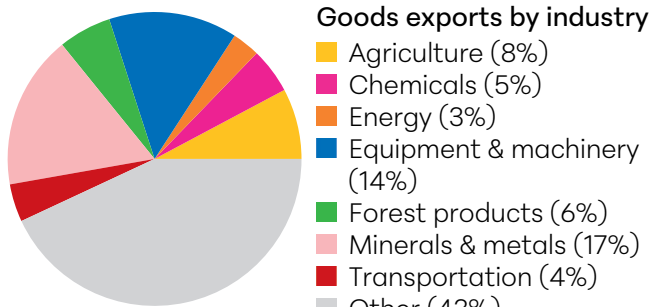


1,334 Canadian-owned companies employ 55,100 workers in New York



Canada is the #1 export market for New York

### New York exports \$17.4 billion in goods to Canada annually



### New York exports \$12.2 billion in services to Canada, including

Financial services	\$3.6 billion
Business services	\$3.0 billion
Travel (including for education)	\$2.1 billion
Transport	\$1.0 billion
Telecommunications & information services	\$819 million

### Top New York goods exports to Canada


Pearls, gems, precious metals & jewelry	\$1.3 billion
Paper & paperboard	\$731 million
Aluminum & aluminum articles	\$576 million
Optical, medical & precision instruments	\$397 million
Plastics & plastic articles	\$354 million
Copper & copper articles	\$319 million
Perfumes, essential oils & toiletries	\$314 million
Engines & turbines	\$314 million
Iron & steel tubes, pipes & sheets	\$269 million
Aircraft & parts	\$220 million



Photo: Bryan Bedder/Getty Images for Pajar

## Canadian style in New York

In the past few years, several Quebec-based fashion brands have opened new retail outlets in New York City. **Pajar, Mackage, Twenty Montreal** and **Kanuk** each established a presence in NYC's trendy Soho neighborhood, joining other Canadian fashion icons like **Aritzia, lululemon, Moose Knuckles** and **Canada Goose** already in the area. Now, New Yorkers and the hundreds of thousands of international tourists who visit the city each year can strut through Soho's cobblestone streets in chic Canadian style.

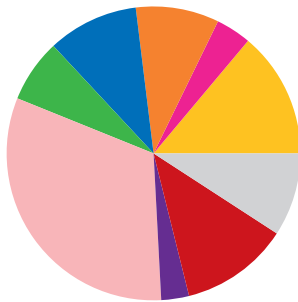


## Strengthening North America's semiconductor supply chain

New York State and Canada are key partners in the **Northeast Semiconductor Corridor**, a cross-border hub critical to economic growth, job creation, and supply chain security. Since 2020, New York has attracted over \$100 billion in semiconductor investment, reinforcing its role in North America's chip industry.

Across the border, Canada's semiconductor assets play a vital role in ensuring resilient supply chains. In Quebec, **IBM Bromont** packages and tests more than 80% of all semiconductors manufactured in the U.S., highlighting the deep integration of the sector. Continued investment and collaboration will further strengthen this corridor, securing domestic chip production and technological leadership for both countries.

## New York imports \$20.5 billion in goods from Canada annually



**Goods imports by industry**

- Agriculture (14%)
- Chemicals (4%)
- Energy (9%)
- Equipment & machinery (10%)
- Forest products (7%)
- Minerals & metals (32%)
- Plastics & rubbers (3%)
- Transportation (12%)
- Other (9%)

## Top New York goods imports from Canada

Pearls, gems, precious metals & jewelry.....	\$3.1 billion
Aluminum & aluminum articles.....	\$1.5 billion
Automobiles.....	\$1.4 billion
Copper & copper articles.....	\$923 million
Natural gas & other gases.....	\$707 million
Paper & paperboard.....	\$691 million
Plastics & plastic articles.....	\$646 million
Fuel oil.....	\$540 million
Iron & steel tubes, pipes & sheets.....	\$434 million
Furniture & bedding.....	\$411 million

March 2025

Sources: All figures are in U.S. dollars. Unless otherwise specified, all figures are based on 2024 data. **U.S. Census Bureau:** goods trade, Canada's export ranking (2/2025 release). **Trade Partnership:** 2023 services trade (12/2024 release). **Dun & Bradstreet:** Canadian-owned businesses operating in the U.S. (2/2025 release). Figures may not add up due to rounding. Produced by the Embassy of Canada in Washington, D.C.

# CONTACT

## THE CONSULATE GENERAL IN NEW YORK

466 LEXINGTON AVENUE, 20<sup>TH</sup> FLOOR, NEW YORK, NY 10017



**Tom Clark**  
 Consul General  
 cngnygr@international.gc.ca  
 (212) 596-1628

X @CanadaNY  
 @CanadaNY

canada.ca/canada-in-new-york

Canada