

INDIANA & CANADA

An integrated economy



Ontario Premier Doug Ford and Indiana Governor Eric Holcomb

Indiana and Ontario sign a new Memorandum of Understanding

In January 2024, Eric Holcomb, Governor of Indiana, and Doug Ford, Premier of Ontario, finalized a new Memorandum of Understanding (MOU) to promote trade and attract investments.

The new MOU aims to further spur collaboration in key sectors such as infrastructure, life sciences, advanced manufacturing, automotive, aerospace, agriculture, academia, energy, ICT and sports economy.

Both signatories highlighted the extent of the trade relationship between Indiana and Ontario and identified economic development and investment, workforce development and regulatory cooperation as key areas of cooperations between the two jurisdictions.

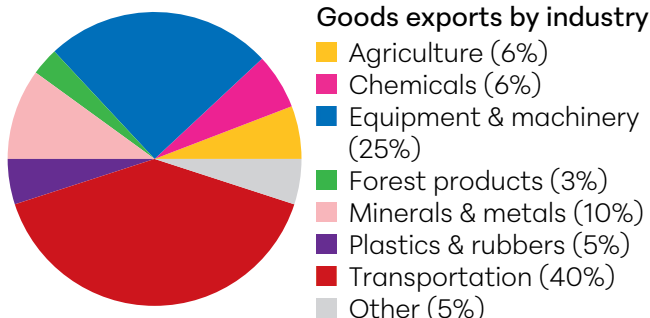


525 Canadian-owned companies employ 28,250 workers in Indiana



Canada is the #1 export market for Indiana

Indiana exports \$13.9 billion in goods to Canada annually



Indiana exports \$715 million in services to Canada, including

Travel (including for education).....	\$314 million
Business services.....	\$137 million
Charges for the use of intellectual property....	\$120 million
Insurance services.....	\$75 million
Maintenance & repair services.....	\$23 million

Top Indiana goods exports to Canada

Motor vehicle parts.....	\$1.8 billion
Automobiles.....	\$1.5 billion
Trucks.....	\$1.0 billion
Plastics & plastic articles.....	\$603 million
Optical, medical & precision instruments.....	\$456 million
Engines & turbines.....	\$442 million
Iron & steel alloys & semi-finished products..	\$342 million
Iron & steel tubes, pipes & sheets.....	\$282 million
Telephones & AV recording equipment.....	\$251 million
Pharmaceutical products.....	\$238 million

Canada is driving sustainable solutions in Indiana

Clearline Technologies is dedicated to creating a business that benefits both humanity and the environment. Headquartered in Canada, Clearline expanded its output in 2022 with the full operation of their Clearline USA-Muncie facility, spanning 45,000 square feet and currently employing a team of 25 individuals. In the facility resides “Taz” the Cracker Mill, responsible for processing tire derived fuel to produce the crumb rubber used in their manufacturing process. Not only can Tan produce up to 40 million pounds of crumb rubber per year, but the facility also manufactures 100% recycled rubber traffic calming safety products including the reliable Curbie, Bumpie, and Humpie, ensuring the safety of both pedestrians and drivers!

Clearline continues to expand globally and address the pressing issue of tire waste. The Canadian company remains resolute in its mission to inspire change, drive sustainable practices, and lead the way towards a cleaner, more environmentally conscious world.

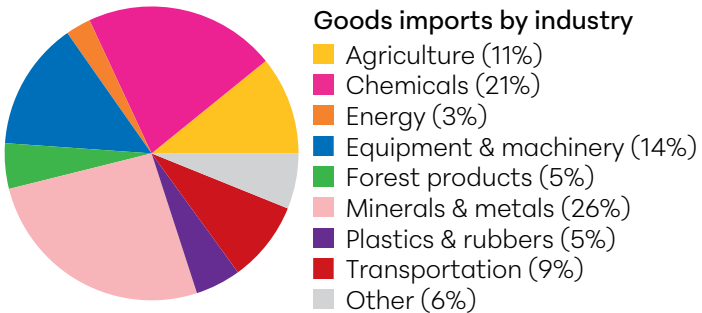


Canada invests in Indiana

Trade with Canada supports **148,500 employees in Indiana** in addition to the **28,250 employees** at Canadian-owned businesses across the state. In addition, Indiana exports \$14.6 billion in goods and services to Canada.

Canadian-owned companies, including **Couche-Tard US, Carrols Corporation, WB Frozen US** and **Schilli Corporation**, are major contributors to Indiana’s economy. They employ residents in every sector and contribute to the local economy with salary dollars, paying local taxes, and the purchase of goods and services in their supply chain.

Indiana imports \$10.7 billion in goods from Canada annually



Top Indiana goods imports from Canada

Pharmaceutical products.....	\$1.2 billion
Iron & steel alloys & semi-finished products.....	\$1.0 billion
Motor vehicle parts.....	\$701 million
Fertilizers.....	\$630 million
Copper & copper articles.....	\$590 million
Plastics & plastic articles.....	\$495 million
Aluminum & aluminum articles.....	\$437 million
Pasta, breads & cereal preparations.....	\$340 million
Engines & turbines.....	\$270 million
Iron & steel tubes, pipes & sheets.....	\$237 million

March 2025


Sources: All figures are in U.S. dollars. Unless otherwise specified, all figures are based on 2024 data. **U.S. Census Bureau:** goods trade, Canada’s export ranking (2/2025 release). **Trade Partnership:** 2023 services trade (12/2024 release). **Dun & Bradstreet:** Canadian-owned businesses operating in the U.S. (2/2025 release). **Business Roundtable:** state jobs from Canada-U.S. trade (2018, 10/2020 release). Figures may not add up due to rounding. Produced by the Embassy of Canada in Washington, D.C.

CONTACT

**THE CONSULATE GENERAL
IN DETROIT**
600 RENAISSANCE CENTER, SUITE 1100, DETROIT, MI 48243-1798



Colin Bird
Consul General
dtrot@international.gc.ca
(313) 567-2340

 @CanCGDetroit
canada.ca/canada-in-detroit

