






GREENE COUNTY, MO & CANADA

350 people are employed at the 11 Canadian-owned businesses operating in Greene County, and an additional 1,200 jobs depend on goods and services exports to Canada

Greene County exports \$186 million in goods to Canada annually

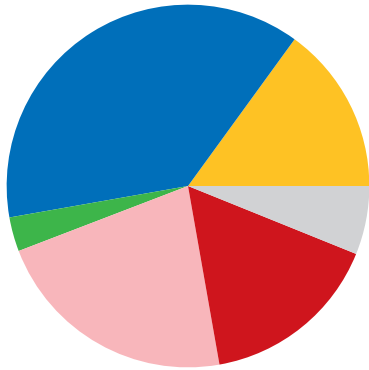
Top Greene County goods exports to Canada

	Boilers, Tanks & Containers.....	\$37 million
	Communications Equipment.....	\$19 million
	Engines & Turbines.....	\$17 million
	Motor Vehicle Parts.....	\$15 million
	Electrical Equipment & Components.....	\$14 million







Greene County exports \$56 million in services to Canada annually

Top Greene County services exports to Canada

Travel (including for education).....	\$26 million
Financial services.....	\$11 million
Business services.....	\$7 million
Charges for the use of intellectual property....	\$5 million
Telecommunications, computer & information services	\$2 million



Greene County goods exports to Canada by industry

	Agriculture.....	15%.....	\$27 million
	Equipment & machinery.....	38%.....	\$70 million
	Forest products.....	3%.....	\$5 million
	Minerals & metals.....	22%.....	\$41 million
	Transportation.....	16%.....	\$30 million
	Other.....	6%.....	\$11 million

Greene County exports to Canada

2024.....	\$186 million
2023.....	\$239 million
2023.....	\$239 million
2021.....	\$207 million
2020.....	\$171 million
2019.....	\$200 million
2018.....	\$186 million
2017.....	\$153 million

Top Canadian-owned businesses operating in Greene County

- Car Wash Partners
- Cljm
- WCA Waste Corporation
- Steelman Transportation
- Waste Industries
- TForce
- St Leasing
- BSREP II
- Schilli Corporation

March 2025

Sources: **Trade Partnership Worldwide**: Goods exports (2024 data, 2/2025 release), services exports (2023 data, 12/2024 release) and jobs, calculated figures, based on U.S. Census Bureau and U.S. Bureau of Economic Analysis data at state and national levels. **Dun & Bradstreet**: Canadian-owned businesses (2/2025 release). Figures may not add up due to rounding. Produced by the Embassy of Canada in Washington, D.C.