






JEROME COUNTY, ID & CANADA

250 jobs depend on goods and services exports to Canada

Jerome County exports \$63 million in goods to Canada annually

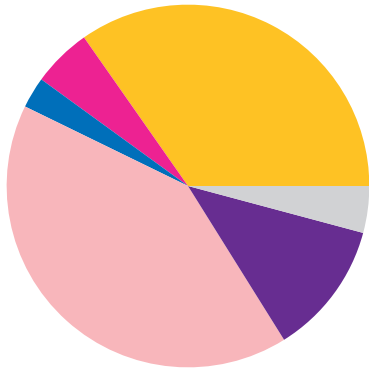
Top Jerome County goods exports to Canada

	Metal Ores.....	\$22 million
	Dairy Products.....	\$12 million
	Plastics Products.....	\$7 million
	Nonferrous Metal Products.....	\$4 million
	Cattle.....	\$4 million







Jerome County exports \$1 million in services to Canada annually

Top Jerome County services exports to Canada

Business services.....	\$457,000
Travel (including for education).....	\$407,000
Charges for the use of intellectual property.....	\$244,000
Maintenance & repair services.....	\$107,000
Financial services.....	\$63,000



Jerome County goods exports to Canada by industry

	Agriculture.....	35%.....	\$22 million
	Chemicals.....	5%.....	\$3 million
	Equipment & machinery.....	3%.....	\$2 million
	Minerals & metals.....	41%.....	\$26 million
	Plastics & rubbers.....	12%.....	\$8 million
	Other.....	4%.....	\$3 million

Jerome County exports to Canada

2024.....	\$63 million
2023.....	\$49 million
2023.....	\$49 million
2021.....	\$39 million
2020.....	\$33 million
2019.....	\$24 million
2018.....	\$24 million
2017.....	\$22 million

Top Canadian-owned businesses operating in Jerome County

- Conrad & Bischoff

March 2025

Sources: **Trade Partnership Worldwide:** Goods exports (2024 data, 2/2025 release), services exports (2023 data, 12/2024 release) and jobs, calculated figures, based on U.S. Census Bureau and U.S. Bureau of Economic Analysis data at state and national levels. **Dun & Bradstreet:** Canadian-owned businesses (2/2025 release). Figures may not add up due to rounding. Produced by the Embassy of Canada in Washington, D.C.